


Rootstock x

Bitcoin



Merged Mining Insights Report
October 2023



Prepared by IOV Labs

Introduction

Welcome to **October 2023 report on merged mining with Rootstock**. In this report, we present easy-to-understand information using tables and graphs, showing the total network monthly hashrate, the percentage of Bitcoin miners also mining Rootstock, and the hashrate distribution between mining pools.

We aim to provide a clear picture of the **Bitcoin mining industry's involvement in Rootstock** through merged mining.



If you're part of the Bitcoin mining industry looking to increase profitability while preserving the future of Bitcoin by expanding its capabilities, learn more about merged mining Rootstock at

<https://rootstock.io/mine-btc-with-rootstock/>.



October 2023 at a glance

Rootstock/Bitcoin Hashrate Ratio

63.21%

The percentage of Bitcoin hashing power securing Rootstock

Rootstock Hashrate (EH/s)

275.11 EH/s

The monthly average hashing power securing Rootstock in exahashes per second

About the Sample

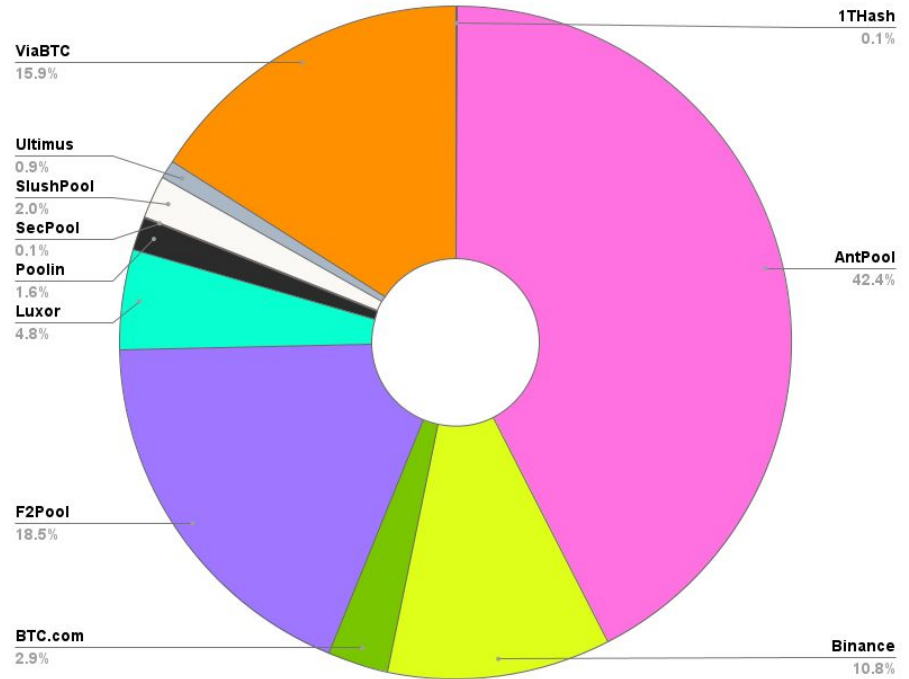
We sourced information on the Bitcoin hashrate from blockchain.com, utilizing a 7-day average to reduce variance. The daily numbers may exhibit periodic rises or drops due to the inherent randomness in block discovery. [It is known](#) that a 7-day average provides a more accurate depiction of the underlying power.

For Rootstock mining hashrate, we compute the Rootstock/Bitcoin ratio based on the number of Bitcoin blocks compared to the number of Rootstock blocks existent in the Bitcoin blockchain in a day. Subsequently, we extrapolate weekly and monthly averages to offer a comprehensive overview of Rootstock mining performance.



Mining pools hashrate distribution on Rootstock

An estimation of hashrate distribution amongst mining pools in the Rootstock network.



Note: Mining pools are identified through the examination of Bitcoin blocks coinbase transactions. It's worth noting that certain pools might be directing their hashing power toward other mining pools that have integrated Rootstock merged mining. Consequently, these pools are independently identified in the depicted graph and throughout the report.

Hashrate breakdown: October Overview

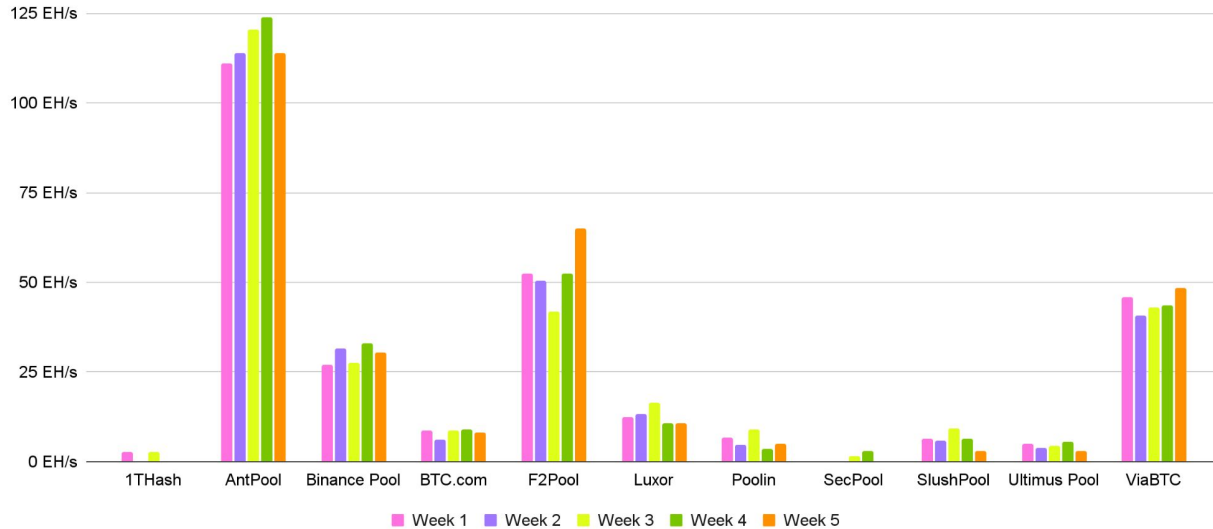
Top 5 mining pools



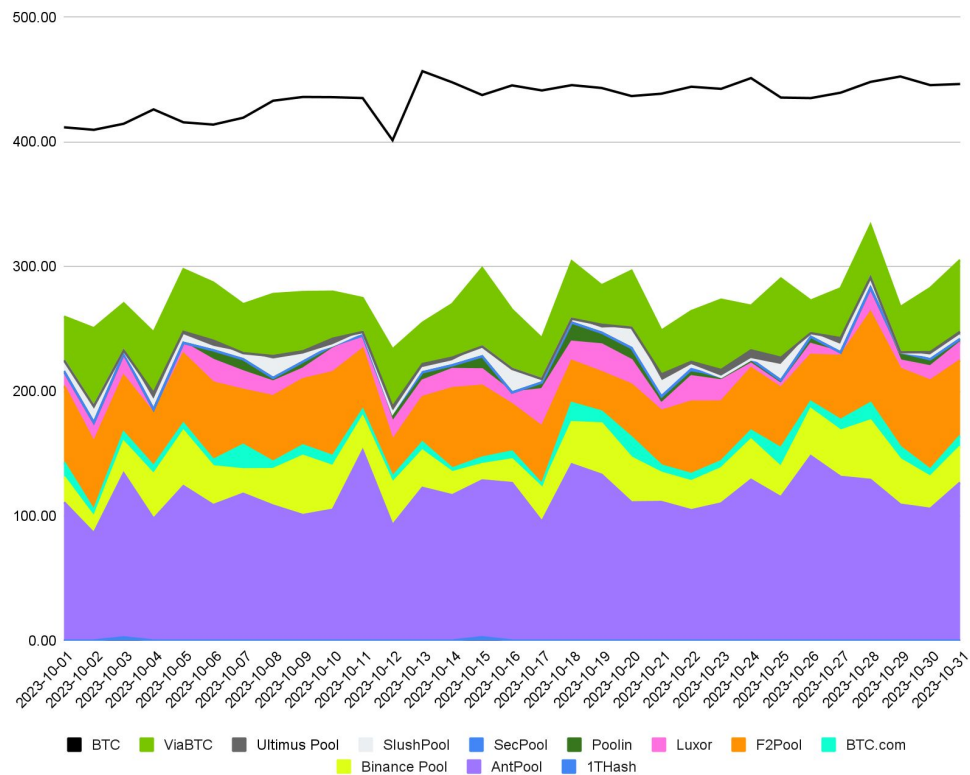
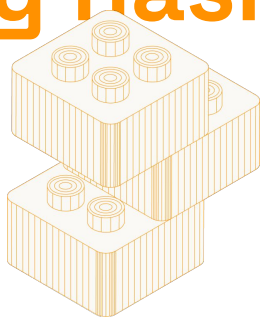
| Mining Pool | Hashrate (EH/s) | | Percentage % | | % in Rootstock network |
|--------------|-----------------|------------------|---------------|------------------|------------------------|
| | Merged mined | Not merged mined | Merged mined | Not merged mined | |
| 1THash | 2.58 | 0 | 100% | 0% | 0.07% |
| AntPool | 116.95 | 0.10 | 99.92% | 0.08% | 42.40% |
| Binance Pool | 29.85 | 1.09 | 96.46% | 3.54% | 10.78% |
| BTC.com | 8.12 | 0 | 100% | 0% | 2.94% |
| F2Pool | 50.73 | 0 | 100% | 0% | 18.48% |
| Luxor | 13.01 | 0 | 100% | 0% | 4.80% |
| Poolin | 13.01 | 0 | 100% | 0% | 1.59% |
| SecPool | 0.97 | 1.96 | 33.14% | 66.86% | 0.07% |
| SlushPool | 6.73 | 0.13 | 98.18% | 1.82% | 2.03% |
| Ultimus Pool | 4.40 | 0 | 100% | 0% | 0.91% |
| ViaBTC | 43.74 | 4.80 | 90.11% | 9.89% | 15.95% |
| Total | 290.08 | 8.08 | 97.29% | 2.71% | 100% |

Hashrate breakdown:

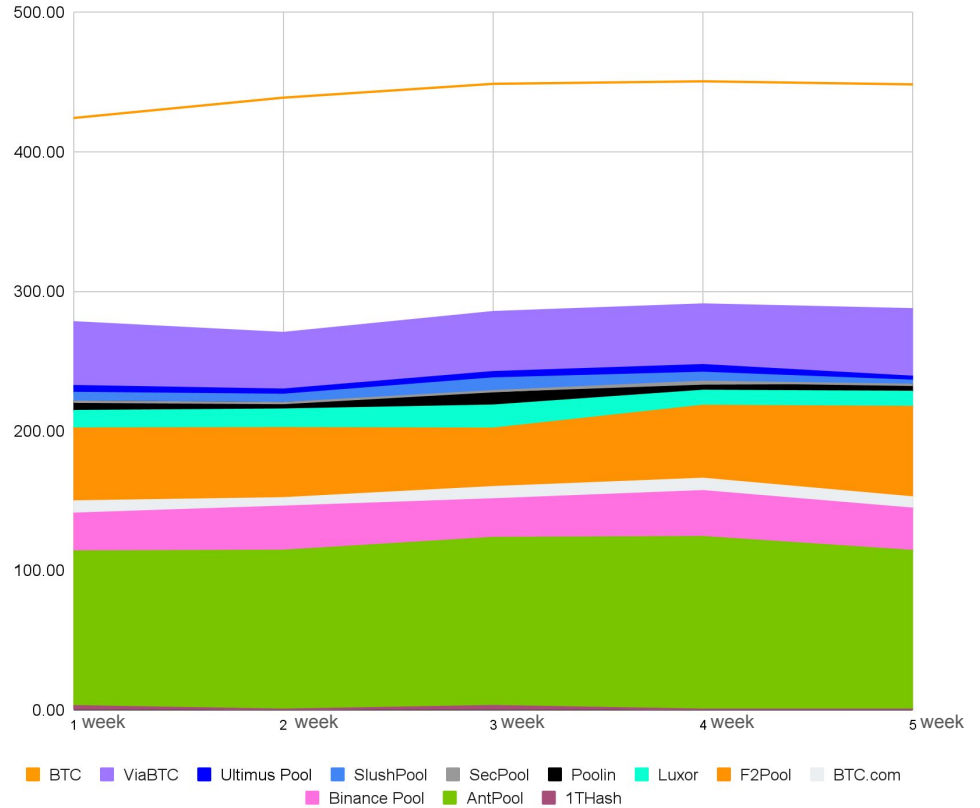
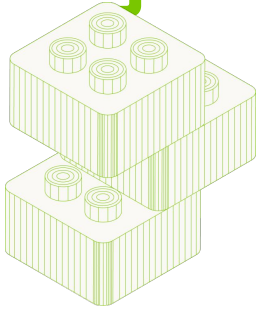
Mining pools hashrate per week




Hashrate breakdown: Accumulated daily hashrate



Hashrate breakdown: Accumulated weekly hashrate



Do you have further questions?



Further information about merged mining on Rootstock is available at

<https://rootstock.io/mine-btc-with-rootstock/>.

You can get in touch with Rootstock core contributors through our [Rootstock Discord Server](#) for technical questions and support, or reach out through our community social media channels and forums:

Twitter:

https://twitter.com/rootstock_io

Discord:

<https://discord.gg/rootstock-842021106956238848>

Telegram:

<https://t.me/rskofficialcommunity>

Thank

you

ROOTSTOCK



rootstock.io

