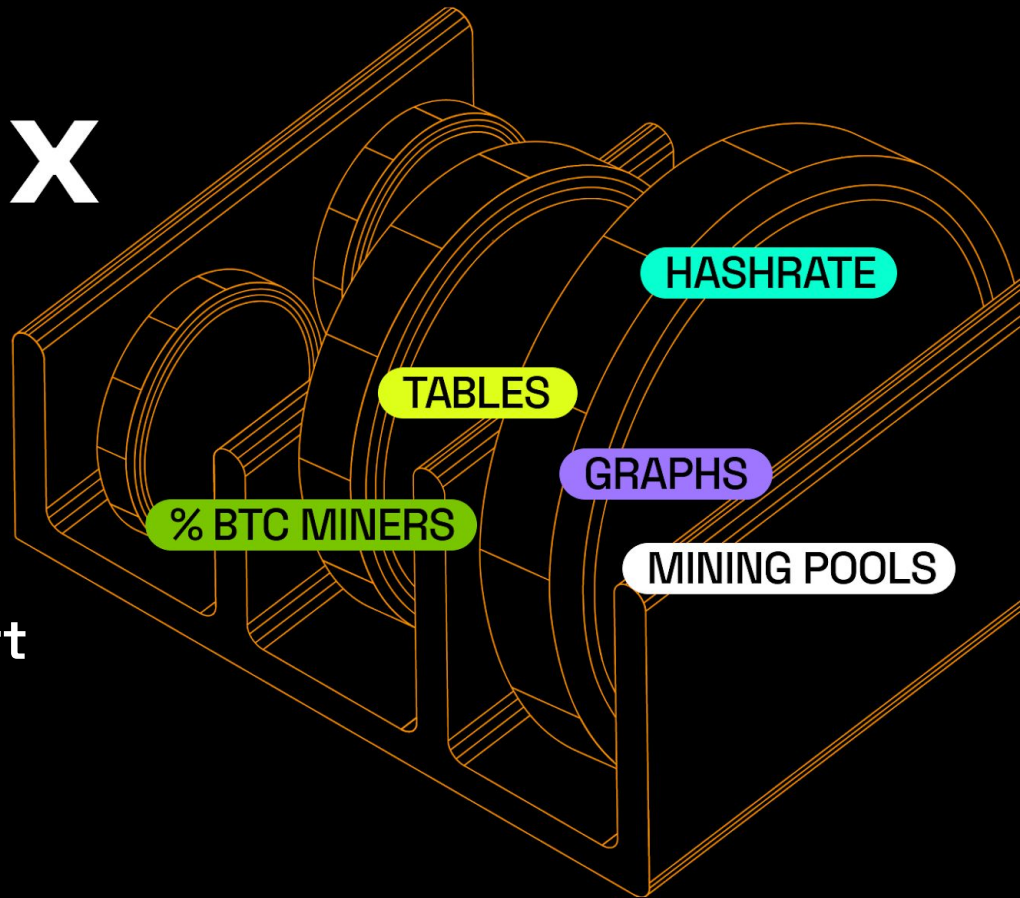


# Rootstock X

# Bitcoin



## Merged Mining Insights Report Q4 2024



Prepared by

**RootstockLabs**

# Introduction

Welcome to **Q4 2024 report on merged mining with Rootstock**. In this report, we present easy-to-understand information using tables and graphs, showing the total network monthly hashrate, the percentage of Bitcoin miners also mining Rootstock, and the hashrate distribution between mining pools.

We aim to provide a clear picture of the **Bitcoin mining industry's involvement in Rootstock** through merged mining.



If you're part of the Bitcoin mining industry looking to increase profitability while preserving the future of Bitcoin by expanding its capabilities, learn more about merged mining Rootstock at

<https://rootstock.io/mine-btc-with-rootstock/>.



# Q4 2024 at a glance

## Rootstock/Bitcoin Hashrate Ratio

**56.40%**

The percentage of Bitcoin hashing power securing Rootstock

## Rootstock Hashrate (EH/s)

**410.63 EH/s**

The monthly average hashing power securing Rootstock in exahashes per second

## About the Sample

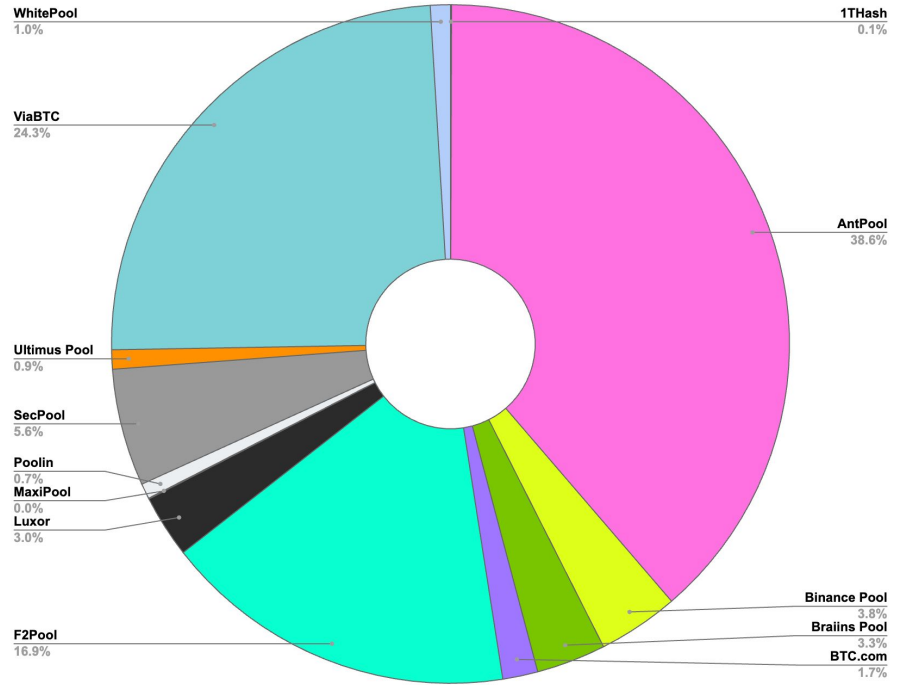
Information about the BTC hashrate was obtained from [blockchain.com](https://blockchain.com) and we are using 7 days avg for the daily bitcoin hashrate. More details down below: Daily numbers may periodically rise or drop as a result of the randomness of block discovery: even with a hashing power constant, the number of blocks mined can vary in day. Our analysts have found that looking at a 7 day average is a better representation of the underlying power.

Rootstock miner hash rates are extrapolated from the amount of BTC blocks used to mine Rootstock blocks over the total of BTC blocks the miner solved during the day. Further weekly and monthly averages are calculated from these extrapolations.



# Mining pools hashrate distribution on Rootstock

An estimation of hashrate distribution amongst mining pools in the Rootstock network.



**Note:** Mining pools are identified through the examination of Bitcoin blocks coinbase transactions. It's worth noting that certain pools might be directing their hashing power toward other mining pools that have integrated Rootstock merged mining. Consequently, these pools are independently identified in the depicted graph and throughout the report.



# Hashrate breakdown: Q4 Overview

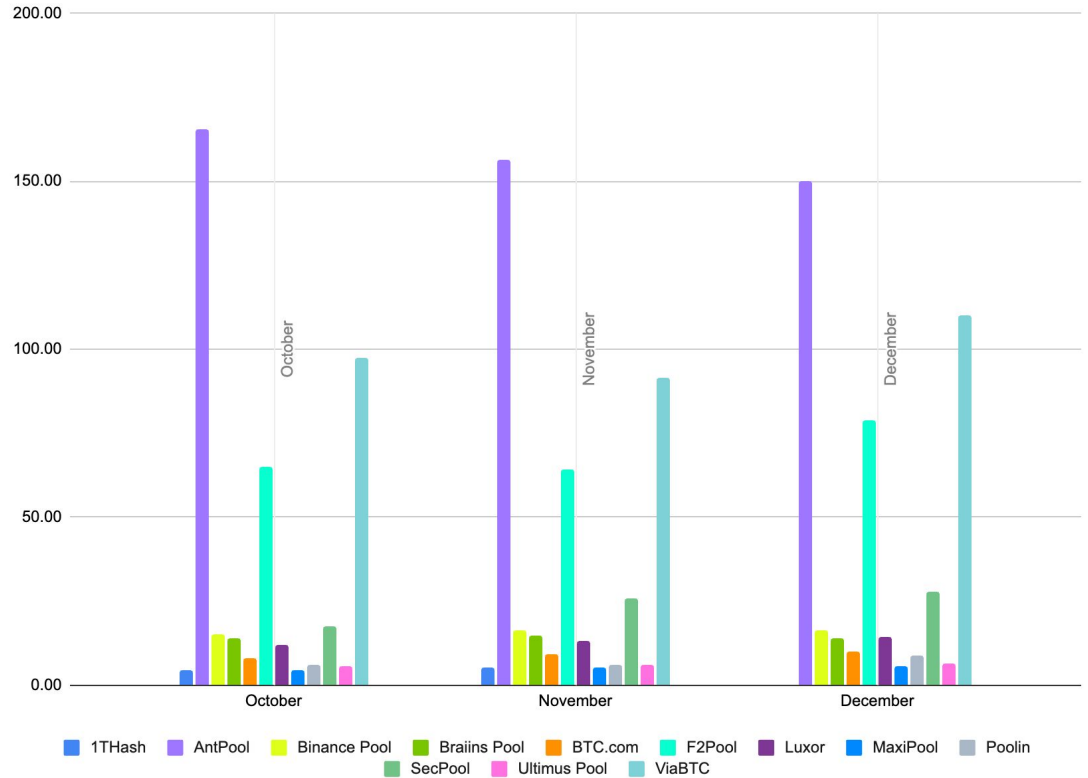
## Top 5 mining pools



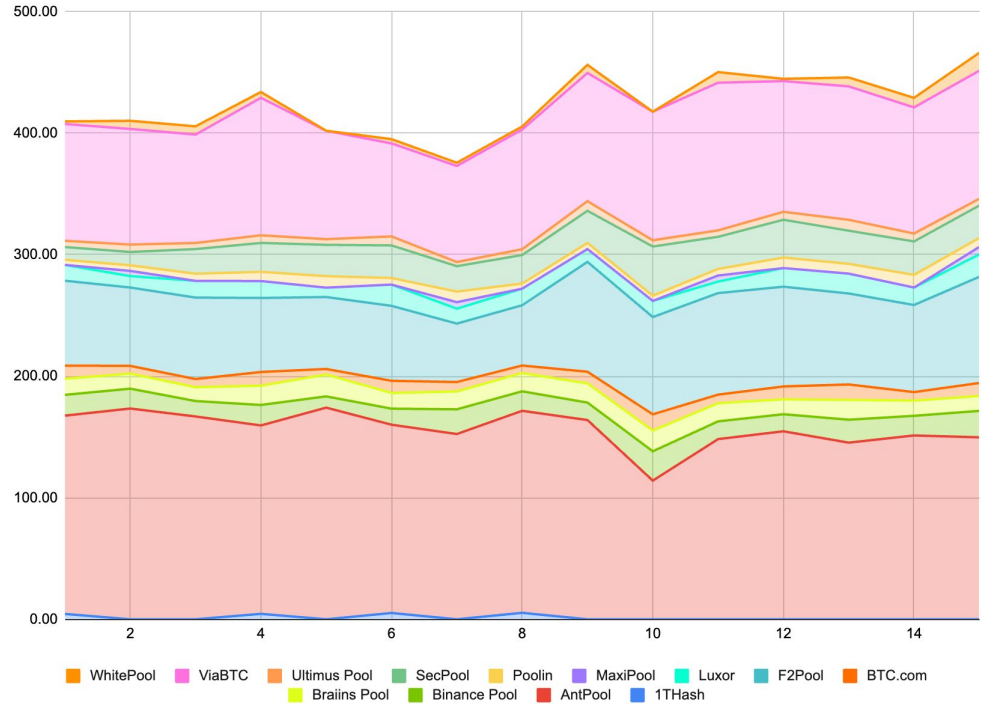
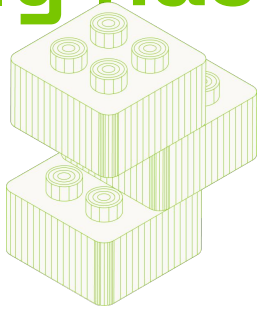
Miner	Hashrate (EH/s)		Percentage (%)		Percentage in Rootstock
	Merged Mining	No Merged Mining	Merged Mining	No Merged Mining	
1THash	3.24	0.00	66.67%	0.00%	0.05%
AntPool	157.32	1.99	98.77%	1.23%	38.64%
Binance Pool	16.01	0.36	97.94%	2.06%	3.85%
Braiins Pool	14.17	0.56	96.61%	3.39%	3.31%
BTC.com	9.09	0.15	98.31%	1.69%	1.68%
F2Pool	69.33	5.34	93.03%	6.97%	16.93%
Luxor	13.14	0.16	98.72%	1.28%	2.99%
MaxiPool	3.63	0.00	66.67%	0.00%	0.04%
Poolin	6.99	0.19	97.15%	2.85%	0.73%
SecPool	23.76	0.40	98.52%	1.48%	5.59%
Ultimus Pool	6.08	0.10	98.49%	1.51%	0.92%
ViaBTC	99.66	3.74	96.26%	3.74%	24.32%
WhitePool	5.23	3.18	62.87%	37.13%	0.96%
Grand Total	389.90	10.23	97.14%	2.86%	100.00%



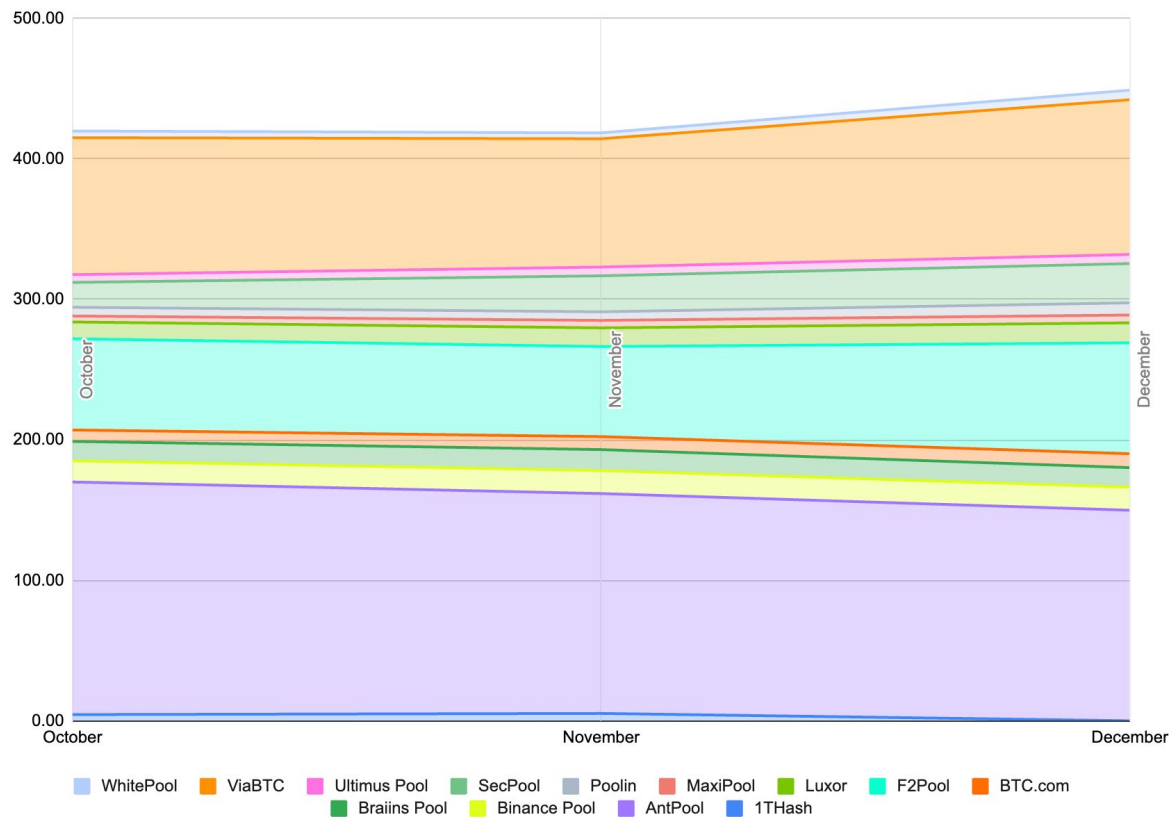
# Hashrate breakdown: Mining pools hashrate per month



# Hashrate breakdown: Accumulated weekly hashrate

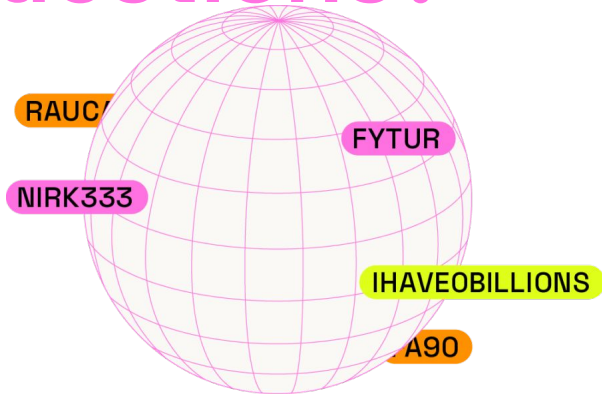


# Hashrate breakdown: Accumulated hashrate vs. Bitcoin





# Do you have further questions?



Further information about merged mining on Rootstock is available at

<https://rootstock.io/mine-btc-with-rootstock/>.

You can get in touch with Rootstock core contributors through our [Rootstock Discord Server](#) for technical questions and support, or reach out through our community social media channels and forums:

## Twitter:

[https://twitter.com/rootstock\\_io](https://twitter.com/rootstock_io)

## Discord:

<https://discord.gg/rootstock>

## Telegram:

<https://t.me/rskofficialcommunity>



# Thank

# you

ROOTSTOCK



rootstock.io

